



A WORLD OF WOODCHIPPERS

NHS

Innovation through generations



Why you should choose an NHS woodchipper

CLEANUP

ENERGY

BEDDING

Machines that operate efficiently and reliably, day after day solving the tasks, perceived as user-friendly. And when the machines are user-friendly, they often achieve high safety and a good working environment in daily use all at the same time. Thus, an important part of your choice.

OUR MACHINES ARE VERY USER FRIENDLY AND MEET ALL REQUIREMENTS FOR SAFETY.

The most important part of the process of wood chipping lies in safely and efficiently guiding the material to the machine's chipping section: the blades. This is done by the feed system, for which reason should enquire thoroughly particularly about this and its operation.

OUR MACHINES WORK VERY EFFICIENTLY USING ARGUABLY THE BEST FEED SYSTEM AND ALWAYS MEET AT LEAST THE PROMISED CAPACITY.


Choosing the right machine is the key to successful chipping. It requires competent and reliable advice based on the stated needs, which you as a customer should make demands on when buying.

OUR SALES REPRESENTATIVES ARE WELL EDUCATED WITH YEARS OF INSIGHT AND INDUSTRY EXPERIENCE.


Even the best machine may need service if an accident occurs. Access to know-how and a comprehensive range of wear and spare parts should therefore be a condition - also when your machine gets older.

OUR SERVICE IS UNMATCHED AND ALWAYS CLOSE TO THE CUSTOMER; AS A MANUFACTURER, WE HAVE THE BEST POSSIBLE ACCESS TO WEAR AND SPARE PARTS - AND OF COURSE KNOW-HOW.

Therefore - and probably also for other good reasons....



Experience a forest of benefits



1 THE FEED SYSTEM IS SECOND TO NONE

Our robust and extremely aggressive feed rollers ensure extremely efficient insertion of material in all our machines. It is crucial for a positive experience when there is a serious need to grab (the material).

2 WOOD CHIP QUALITY IS TOP NOTCH

The vast majority of users of Woodchips have a clear sense of what the quality should be like. The characteristic is "uniform chips" regardless of whether it should be coarse or fine (micro). Our unique geometry of cut and feed on all machine series ensures great uniformity - all without expensive screen or similar extra equipment.

3 LARGE EQUIPMENT AND VARIANT PROGRAMME

In the both Standard as Forest Line programme you will find a huge range of options - all of which in order offer standard solutions that become unique and customised using optional equipment.

4 HIGH USABILITY

Our machines are known for a high degree of usability. This results (in addition to very satisfied users) in a high level of security and an optimal working environment. No dangerous and physically stressful situations in everyday life - solely due to the machines' own efficiency and capability.

5 AND MUCH MORE...

Among other things durability and low wear, unique reliability, low power and hence fuel consumption, simple and easy maintenance, not to mention a high resale value....



We have divided our machine programme into 3 lines

- So that you can easily find the chipper that matches your needs



EASY LINE

The series for the light and smaller jobs where flexible handling is required.

In the Easy Line programme you will find smaller and lighter machinery for garden, park, rental and agriculture etc. They distinguish themselves among other things by low weight, low power input, simple operation and maintenance.

The level of standard equipment is really good, making the need for extra equipment minimal.

All machines in the Easy Line programme produce a beautiful and uniform chip quality, optimal for ground cover and fuel for minor stokers.

**We primarily recommend Easy Line for e.g. smaller and lighter tasks
Max. diameter 15 cm**



STANDARD LINE

Proven and robust machines for tasks that require a bit more.

The Standard Line series is by far our most proven machines for park, rental, landscapers, pruning and felling and agriculture. The machines are robust and well-known for their fantastic feed system that should never be underestimated when choosing the right machine.

To ensure the correct price the level of standard equipment is good and functional, but limited. In turn, the availability of extra equipment is virtually unlimited.

All machines in the Standard Line programme produce a beautiful and uniform chip quality, optimal for ground cover and fuel for minor stokers. Standard Line has all adjustable cutting length (chip size) and can even be fitted with NHS Micro kit (for manufacturing of bedding or firing chips for small and medium installations)

We recommend Standard Line for e.g. cleanup tasks and minor production of firing chips - Max. diameter 30 cm.



FOREST LINE

When productivity and safety is paramount - the ultimate solutions.

If the need for production of chips or greater and longer lasting clean-up tasks, the Forest Line programme is the way to go. These are technologically sophisticated machines - designed for extreme productivity and high capacity, for e.g. Forest contractors, landscape gardeners and municipalities.

All machines in the Forest Line programme are intended solely for crane-feeding and are all well equipped for demanding tasks. We offer the machines as standalone options or as module constructions and can thus accommodate individual needs.

There are endless possibilities in terms of discharge chutes, cranes, control units and much more in the Forest Line programme. Common to all the machines is the large capacity, an aggressive feeding and beautiful and uniform chip quality

We recommend Forest Line for e.g. heavy and demanding clean-up tasks and production of forest and industrial wood chips - Max. diameter 45 cm.

NHS 150 Easy Line



NHS150 - Extremely useful in the garden and park.



Simple technology ensures high usability.



The unique NHS 2-step spring system generates a surprising feed.



NHS InfoCon and internal hydraulic supply is standard on all machines in the Easy Line series

STANDARD EQUIPMENT

- Hydraulic feeding system
- NHS InfoCon
- Internal oil supply incl. and filter
- NHS EasyCut® chopping system (4 pcs. hardened blade)
- 1 pcs. counter blade
- Cutting length (chip length) adjustable 7 or 15 mm
- Adjustable base - 2 heights
- PTO shaft with shear bolt
- Discharge pipe, infinitely adjustable, 360°

NHS 150SA

Comes with Speed-up gear for tractors without 1000 Rpm on the PTO

NHS 150M & 150MB EASY LINE

NHS150 Easy Line is a new series of compact and easily powered woodchippers. The series includes a tractor drive (power requirement starting at just 20 HP!) Despite the size of the machines, they have a surprisingly aggressive feed and produce a very fine and uniform chip quality, e.g. for ground cover, stokers or general cleanup. Operation and maintenance is extremely simple - aimed at changing operators and quick instructions. Extremely useful in garden and park!

Wood chipper	NHS 150	NHS 150sa
Max. opening diam.	15x17 (ø10) cm.	15x17 (ø10) cm.
Weight	430 kg.	440 kg.
Number of blades	4 pcs. EasyCut®	4 pcs. EasyCut®
Power requirement min./max.	20/80 HP.	20/80 HP.
Dimensions (L/W/H)	2050/1170/2035 mm.	2050/1170/2035 mm.
Flywheel weight	60 kg.	60 kg.

NHS 150m Easy Line



NHS150m - as easy as it gets



Simple boot - Gas handle to start mark, turn key, gas full throttle and you're ready to work

Mechanical hydraulic valve - with the possibility of adjusting the roll speed.

Integrated emergency stop (option)

STANDARD EQUIPMENT

- Hydraulic feeding system
- NHS InfoCon
- Internal oil supply incl. and filter
- NHS EasyCut® chopping system (4 pcs. hardened blade)
- 1 pcs. counter blade
- Cutting length (chip length) adjustable 7 or 15 mm
- 24 hk. Kubota diesel.
- Tempo 80 Km/h.-approved trailer/suspension
- Discharge pipe, infinitely adjustable, 360°

NHS 150M STANDARD LINE SERIES

A complete new series of NHS woodchippers with own engine is developed and made for municipalities, Rental companies, Landscapers and private. Back to basics: With Easy Line NHS is actually going back to basics. Smaller machines, low weight and power-input and last, but not least: available for less money! Similar, but very different: When you take a good look, you wont find much of similarity between the old models and the new Easy Line. Same size, yes – almost same weight, yes. But the difference in Easy Line is a fully equipped machine with Internal Hydraulic, NHS InfoCon and a very aggressive feeding system. Comes with or without brakes.

Wood chipper	NHS 150m	NHS 150mB
Max. opening diam.	15x17 (ø10) cm.	15x17 (ø10) cm.
Weight	635 kg.	640 kg.
Number of blades	4 pcs. EasyCut®	4 pcs. EasyCut®
Engine	24 HP.	24 HP.
Dimensions (L/W/H)	2050/1170/2470 mm.	2050/1170/2470 mm.
Flywheel weight	60 kg.	60 kg.

NHS180 Standard Line



NHS180 - Thoroughly well-proven technology.



NHS Micro kit - simple but efficient for extremely uniform chip.



The efficient feeding system ensures high capacity and optimum working environment.



Wide range of options - here a wheelset with Ø50mm ball hitch.

STANDARD EQUIPMENT


- Hydraulic feed system
- Hydraulic filter
- PTO shaft with overrunning clutch
- 4 pcs. hardened and adjustable blades
- 2 pcs. counter steel
- Cutting length (chip length) infinitely adjustable: 7 - 12 mm.
- PTO input: 540/1000 rpm.
- Discharge pipe, infinitely adjustable, 360°

NHS 180 STANDARD LINE SERIES

With its vertical, aggressive feedrollers, combined with a robust construction, the NHS 180 series is a reliable, versatile and virtually unbreakable machine. With the aggressive and precise feed in a well-designed geometry, the machine delivers an unmatched chip quality - uniform and adjustable 7-12 mm and all combined to ensure a high productivity and an optimal working environment. Thoroughly well proven technology!

Wood chipper	NHS 180e	NHS 180i
Max. opening diam.	18x18 cm.	18x18 cm.
Weight	715 kg.	800 kg.
Number of blades	4 pcs.	4 pcs.
Power requirement min./max.	34/100 HP.	34/100 HP.
Dimensions (L/W/H)	2600/1500/2700 mm.	2600/1500/2700 mm.
Flywheel weight	130 kg.	130 kg.
Oil supply	From tractor	Own hydraulics
InfoCon	Option	Option


NHS 180V Standard Line



NHS180v - When logistics must be top notch.



Flexible when you want the bring the chips home.



The V-series is fitted with tow-bar for light tipper or similar (max. ball pressure: 500 kg. / Max. tow: 2000 kg.)



Side infeed is optimal for cleaning along verge and roadside.

STANDARD EQUIPMENT

- Hydraulic feeding system
- Hydraulic filter
- PTO shaft with overrunning clutch
- Tow bar (wagon-coupling) for light tipper or equivalent (max. ball pressure: 500 kg. / Max. tow: 2000 kg.)
- 4 pcs. hardened and adjustable blades
- 2 pcs. counter blades
- Cutting length (chip length) infinitely adjustable: 7 - 12 mm.
- PTO input: 540/1000 rpm.
- Discharge pipe, infinitely adjustable, 360°

NHS 180V STANDARD LINE SERIES

Characteristic of V-machines is a 90 ° side-infeed in the direction of travel that makes these machines ideally suited for cleanup along the paths and roads. In addition, they are equipped with features (wagon-coupling), designed for light tipper or equivalent, completing the cleanup work. Chipping cabinet and feed system are exactly the same as on the other NHS 180 machines, i.e. vertical, aggressive feedrollers, robust construction and a nearly unbreakable machine. When logistics must be top notch!

Wood chipper	NHS 180ev	NHS 180iv
Max. opening diam.	18x18 cm.	18x18 cm.
Weight	970 kg.	1060 kg.
Number of blades	4	4
Power requirement min./max.	34/100 HP.	34/100 HP.
Dimensions (L/W/H)	2000/1800/2800 mm.	2000/1800/2800 mm.
Flywheel weight	170 kg.	170 kg.
Oil supply	From tractor	Own hydraulics
InfoCon	Option	Option


NHS 220 Standard Line



NHS220 - The machine for those who expect more.



Robust and versatile - for cleaning and production of stoker-chips.



For the production of wood chips, the machine can be equipped with NHS RoughCut - 25mm cutting length (see matrix)



Easy and direct access ensures good conditions when servicing the blades.

STANDARD EQUIPMENT

- Hydraulic feeding system
- Hydraulic filter
- PTO shaft with overrunning clutch
- NHS InfoCon
- 4 pcs. hardened blades
- 2 pcs. counter blades
- Cutting length (chip length) infinitely adjustable: 10 - 15 mm.
- PTO input: 540/1000 rpm.
- Discharge pipe, infinitely adjustable, 360°

NHS 220 STANDARD LINE SERIES


Robust but flexible structure and the familiar and superior NHS feeding system make the NHS 220 series the perfect all-rounder for professional cleanup and production of chips for stoker in the intermediate class. The high tensile steel ensures a robust and durable construction, but with a low gross weight. With the aggressive and precise feed in a well-designed geometry, the machine delivers an unmatched chip quality and even superior capacity. The machine for those who expect much more!

Wood chipper	NHS 220e	NHS 220i
Max. opening diam.	22x22 cm.	22x22 cm.
Weight	930 kg.	1015 kg.
Number of blades	4 pcs.	4 pcs.
Power requirement min./max.	54/130 HP.	54/130 HP.
Dimensions (L/W/H)	2500/1500/2800 mm.	2500/1500/2800 mm.
Flywheel weight	170 kg.	170 kg.
Oil supply	From tractor	Own hydraulics

NHS 220v Standard Line



NHS220v - Flexible and plenty of capacity.



Infinitely adjustable blades ensures among other things uniform chips.



A cut-angle of 80 degrees makes the chips firm and reduces protrusions (shown here from RoughCut).



Direct, hydraulic tow on both rollers increases the efficiency and reduces the number of wear and spare parts.

STANDARD EQUIPMENT

- Hydraulic feeding system
- Hydraulic filter
- PTO shaft with overrunning clutch
- NHS InfoCon
- Tow bar (wagon-coupling) for light tipper or equivalent (max. ball pressure: 500 kg. / Max. tow: 2000 kg.)
- 4 pcs. hardened blades
- 2 pcs. counter blades
- Cutting length (chip length) infinitely adjustable: 10 - 15 mm.
- PTO input: 540/1000 rpm.
- Discharge pipe, infinitely adjustable, 360°

NHS 220V STANDARD LINE SERIES

Characteristic of V-machines is a 90 ° side-feeding in the direction of travel that makes these machines ideally suited for cleanup along the paths and roads. In addition, they are equipped with features (wagon-coupling), designed for light tipper or equivalent, completing the cleanup work. NHS 220V is a modular machine with a hot dip galvanised base (bottom frame). The machine is robust, flexible and with the familiar and superior NHS feeding system it appears as the perfect all-rounder for professional cleaning and even production of chips for stoker in the intermediate class. Flexible and plenty of capacity!

Wood chipper	NHS 220ev	NHS 220iv
Max. opening diam.	22x22 cm.	22x22 cm.
Weight	1640 kg.	1725 kg.
Number of blades	4 pcs.	4 pcs.
Power requirement min./max.	54/130 HP.	54/130 HP.
Dimensions (L/W/H)	2020/2300/2900 mm.	2020/2300/2900 mm.
Flywheel weight	170 kg.	170 kg.
Oil supply	From tractor	Own hydraulics

NHS 300 Standard Line



NHS300 - the best hand fed machine on the market.



Equipped with radio-controlled winches that increase capacity and working environment significantly.



The unique NHS 1-Touch control system enhances ease of use and safety.



Optimal service conditions

STANDARD EQUIPMENT

- Hydraulic feeding system
- Hydraulic filter
- PTO shaft with overrunning clutch
- NHS InfoCon
- 4 pcs. hardened blades
- 1 counter blade
- Cutting length (chip length) infinitely adjustable: 10 - 15 mm.
- PTO input: 540/1000 rpm.
- Discharge pipe, infinitely adjustable, 360°

NHS 300 SERIES


The NHS 300 series is perhaps the most robust hand feed machine with superior usability and efficiency - a result of the large work area and the two vertical, aggressive and hydraulically powered feedrollers. In addition to the size, the NHS 300 series differs from our other machines and competitors with hinged infeed cabinet that makes the daily servicing of blades and counter blades uniquely easy. This is the best hand-feed machine there is. Easy to feed and efficient in a long day!

Wood chipper	NHS 300e	NHS 300i
Max. opening diam.	30x30 cm.	30x30 cm.
Weight	1100 kg.	1250 kg.
Number of blades	4 pcs.	4 pcs.
Power requirement min./max.	68/130 HP.	68/130 HP.
Dimensions (L/W/H)	2750/1800/3200 mm.	2750/1800/3200 mm.
Flywheel weight	225 kg.	225 kg.
Oil supply	From tractor	Own hydraulics

NHS 300v Standard Line



NHS300v - When logistics and capacity must be top notch.



All V-series machines are fitted with tow bar for light tipper or the like.



Foldable discharge pipe is just one of many options in the equipment programme.



With NHS AutoTURN the discharge pipe and thus chip jet direction is easily adjusted.

STANDARD EQUIPMENT

- Hydraulic feed system
- Hydraulic filter
- PTO shaft with overrunning clutch
- NHS InfoCon
- Tow bar (wagon-coupling) for light tipper or equivalent (max. ball pressure: 500 kg. Max. tow: 2000 kg.)
- 4 pcs. hardened blades
- 1 counter blades
- Cutting length (chip length) infinitely adjustable: 10 - 15 mm.
- PTO input: 540/1000 rpm.
- Discharge pipe, infinitely adjustable, 360°

NHS 300V STANDARD LINE SERIES

Characteristic of V-machines is a 90 ° side-infeed in the direction of travel that makes these machines ideally suited for cleanup along the paths and roads. In addition, they are equipped with features (wagon-coupling), designed for light tipper or equivalent, completing the cleanup work. Chipping cabinet and feed system are exactly the same as the other NHS 300 machines, which i.e. include vertical, aggressive feed rollers and hinged infeed cabinet that makes the daily servicing of blades and counter blades uniquely easy. When logistics and capacity must be top notch!

Wood chipper	NHS 300ev	NHS 300iv
Max. opening diam.	30x30 cm.	30x30 cm.
Weight	1450 kg	1600 kg
Number of blades	4	4
Power requirement min./max.	68/130 HP.	68/130 HP.
Dimensions (L/W/H)	2300/1900/3200 mm.	2300/1900/3200 mm.
Flywheel weight	225 kg.	225 kg.
Oil supply	From tractor	Own hydraulics

NHS 180m Standard Line



With the Legacy-series we lift the previous NHS180ms from being a proven and extremely stable, but outdated woodchipper, to a topmodern and groundbreaking woodchipper.



360 ° turnable discharge pipe is standard on all machines.



Fully integrated emergency stop function - Works from any position



NHS SmartCon is extremely userfriendly - autostart/ shutdown, flywheel activation, anti-stress, hour counter, EcoMotion (energy saving program) and much more - 100% user friendly

STANDARD EQUIPMENT

- Hydraulic feeding system
- Internal oil supply incl. filter
- NHS SmartCon
- 4 pcs. hardened blades
- 2 pcs. counter blades
- Cutting length (chip length) adjustable: 7 – 12 mm.
- Kubota Diesel engine, 33 kW
- Turntable 90°
- Tempo 80 Km/h.-approved trailer/ suspension
- Discharge pipe, infinitely adjustable, 360°

NHS 180MW SERIES

The most important themes is undoubtedly usability and efficiency. The main target groups are rental companies, municipalities and similar institutions, with often daily shifting operators with interest in simple and user-friendly operation of the machine. The machine is ideally suited for landscapers, Arborists/ Three Climbers all with emphasis on a reliable and efficient machine.

SmartCon is the new steering for, engine autostart/ shutdown/ speed control, engage system, Anti stress, EcoMotion (energy saver).

Common to the target groups is the need for mobility.

Wood chipper	NHS 180mw
Max. opening diam.	18x18 cm.
Weight	1325 kg.
Number of blades	4
Engine	45 HP.
Dimensions (L/W/H)	4000/1700/1800 mm.
Flywheel weight	130 kg.


NHS 220msj Standard Line



NHS220msj - Optionals are completely redundant - the machine contains everything.



Boogie trailer stabilizes the chipper during transport and in the terrain.



NHS InfoCon is standard on all engine machines.

Height-adjustable drawbar is standard - with OD 40 mm towing eye or 50mm ball coupling.

STANDARD EQUIPMENT

- Hydraulic feeding system
- Internal oil supply incl. filter
- NHS InfoCon
- 4 pcs. hardened blades
- 2 pcs. counter blades
- Cutting length (chip length) adjustable: 10 – 15 mm.
- Hatz Diesel engine, 50 kW
- Turntable 90°
- Height adjustable drawbar
- Tempo 80-approved Boogie trailer/suspension
- Discharge pipe, infinitely adjustable, 360°

NHS 220MSJ

A robust but flexible construction and the familiar and superior NHS feeding system makes NHS 220msj the perfect all-rounder. For professional cleaning and/or production of chips for stokers in the intermediate class. The high tensile steel ensures a robust and durable construction and a modest total weight despite the superior power. With the aggressive and precise feed in a well-designed geometry, the machine delivers an unmatched chip quality and even superior capacity.

Optional equipment is entirely superfluous - the machine contains everything!

Wood chipper	NHS 220msj
Max. opening diam.	22x22 cm.
Weight	2180 kg.
Number of blades	4
Engine	68 HP.
Dimensions (L/W/H)	4500/2100/3500 mm.
Flywheel weight	170 kg.

NHS 220c Forest Line



NHS220c - The perfect all-rounder when environment and safety are paramount.



Modest weight and compact design makes the machine usable on smaller tractors.

CityFeeder- Helps feed difficult material, like small branches and more

NHS crane console ensures ultra compact installation of the crane.

STANDARD EQUIPMENT

- Hydraulic feeding system
- Hydraulic filter
- NHS InfoCon
- PTO shaft with overrunning clutch
- 4 pcs. hardened blades
- 2 pcs. counter blades
- Cutting length (chip length) infinitely adjustable: 10 - 15 mm.
- PTO input: 1000 rpm.

NHS 220C SERIES

Robust and highly compact machine with the familiar and superior NHS feeding system appearing as the perfect all-rounder for professional cleaning and production of chips for stokers in the intermediate class. The body is constructed of high tensile steel, which ensures low weight but high durability. The perfect all-rounder when environment and safety is paramount!

Wood chipper	NHS 220ec	NHS 220ic
Max. opening diam.	22x22 cm.	22x22 cm.
Weight	900 kg.	985 kg.
Number of blades	4	4
Power requirement min./max.	54/130 HP.	54/130 HP.
Dimensions (L/W/H)	1750/1250/2800 mm.	1750/1250/2800 mm.
Flywheel weight	170 kg.	170 kg.
Oil supply	From tractor	Own hydraulics
Discharge pipe	Option	Option


NHS 220cv Forest Line



NHS220cv - the perfect all-rounder.



With NHS AutoTURN the chip beam is easy to steer towards the trailer (accessory).



V-Series is standard with fork towbar. Can be equipped with a 50mm O ball hitch as shown here.



All operations or electronics are assembled in the control cabinet, which is gently and safely placed in the tractor cab.

STANDARD EQUIPMENT

- Hydraulic feeding system
- Hydraulic filter
- NHS InfoCon
- PTO shaft with overrunning clutch
- Tow bar (wagon-coupling) for light tipper or equivalent
- 4 pcs. hardened blades
- 2 pcs. counter blades
- Cutting length (chip length) infinitely adjustable: 10 - 15 mm.
- PTO input: 1000 rpm.

NHS 220CV SERIES

Robust and compact machines with superior NHS feed system are perfect all-purpose machines for professional cleaning and production of chips for stokers in the intermediate class. Characteristic of V-machines is a 90 ° side-infeed in the direction of travel that makes these machines ideally suited for cleanup along the paths and roads. They are equipped with a row (wagon-coupling), designed for light tipper or equivalent. NHS 220cv are modular machines with hot dip galvanised base (bottom frame) - constructed in high tensile steel, which ensures low weight but high durability. The perfect all-rounder.

Wood chipper	NHS 220ecv	NHS 220icv
Max. opening diameter	22x22 cm.	22x22 cm.
Weight	1640 kg.	1725 kg.
Number of blades	4	4
Power requirement min./max.	54/130 HP.	54/130 HP.
Dimensions (L/W/H)	1750/1800/2800 mm.	1750/1800/2800 mm.
Flywheel weight	170 kg.	170 kg.
Oil supply	From tractor	Own hydraulics
Discharge pipe	Option	Option

NHS 300c Forest Line



NHS300c - the compact and simple crane fed machine



The hinged trim casing provides optimal access to blades and counter blades for servicing.



NHS AutoOpen facilitates infeed of trunks in max. size.



Heavy duty roller bearings on the machine's main shaft ensures long service life.

STANDARD EQUIPMENT

- Hydraulic feeding system
- Hydraulic filter
- NHS InfoCon
- PTO shaft with overrunning clutch
- 4 pcs. hardened blades
- 1 pcs. counter blade
- NHS AutoOpen (relieve the springs and facilitates opening of the rollers)
- Cutting length (chip length) infinitely adjustable: 10 - 15 mm.
- PTO input: 1000 rpm.

NHS 300C SERIES

Versatile and compact machines with superior usability and efficiency - a result of the large work area and the two vertical, aggressive and hydraulically powered feed rollers. In addition, they are all provided with the unique AutoOpen system that facilitates infeed of large trunks. Despite the compact construction, the NHS 300cv series stands out by having a hinged feed box which makes it easy to perform the daily servicing of blades and counter blades. The compact and simple crane fed machine!

Wood chipper	NHS 300ec	NHS 300ic
Max. opening diameter	30x30 cm.	30x30 cm.
Weight	1070 kg.	1220 kg.
Number of blades	4	4
Power requirement min./max.	68/130 HP.	68/130 HP.
Dimensions (L/W/H)	1850/1350/3200 mm.	1850/1350/3200 mm.
Flywheel weight	225 kg.	225 kg.
Oil supply	From tractor	Own hydraulics
Discharge pipe	Option	Option

NHS 300cv Forest Line



NHS300cv - Optimal logistics and efficiency in a single unit.



Vertical and aggressive rollers ensures a good and reliable feeding.

NHS AutoOpen is standard and opens rollers for insertion of large trunks.

Side infeed also makes the V-Series useful for chipping from the stack.

STANDARD EQUIPMENT

- Hydraulic feeding system
- Hydraulic filter
- NHS InfoCon
- PTO shaft with overrunning clutch
- 4 pcs. hardened blades
- 1 pcs. counter blade
- NHS AutoOpen (relieve the springs and facilitates opening of the rollers)
- Cutting length (chip length) infinitely adjustable: 10 - 15 mm.
- PTO input: 1000 rpm.

NHS 300CV SERIES

Extremely user-friendly and efficient, among other things due to the two vertical and aggressive feed rollers. Characteristic of V-machines is a 90 ° side-infeed in the direction of travel that makes these machines ideally suited for cleanup along the paths and roads. They are equipped with a tow bar (wagon-coupling), designed for light tipper or equivalent, making the cleanup work complete. They are all provided with the unique AutoOpen system that facilitates infeed of large trunks. NHS 300cv series stands out by having a hinged feed cabinet, which makes the daily servicing of blades and counter steel easy. Optimal logistics and efficiency in a single unit!

Wood chipper	NHS 300ecv	NHS 300icv
Max. opening diameter	30x30 cm.	30x30 cm.
Weight	1715 kg.	1800 kg.
Number of blades	4	4
Power requirement min./max.	68/130 HP.	68/130 HP.
Dimensions (L/W/H)	1750/1800/2800 mm.	1750/1800/2800 mm.
Flywheel weight	225 kg.	225 kg.
Oil supply	From tractor	Own hydraulics
Discharge pipe	Option	Option

NHS 300f (2/4) Forest Line



NHS300f - a high-production machine for the professional.



Split blades optimise the operating costs.



NHS AutoGrip is standard - secure grip on even very stubborn timber material.



Operation of the chipper can be built into crane joysticks (optional).

STANDARD EQUIPMENT

- Hydraulic feeding system
- Internal oil supply incl. filter
- PTO shaft with overrunning clutch
- NHS InfoCon
- Hardened blades (2 or 4 pcs.)
- 1 pcs. counter blade
- NHS AutoGrip (hydraulic grip on the trunks and opening of rollers)
- Cutting length (chip length) fixed: 20 (or) 10 mm
- PTO input: 1000 rpm.

NHS 300F SERIES

Compact and flexible machines with unrivalled capacity and efficiency thanks to the enhanced flywheel and feeding system. In addition, they are all provided with the unique AutoGrip system that ensures the best possible grip on the timber material on its way into the machine. Despite the compact construction, the NHS 300cv series stands out by having a hinged feed box which makes it easy to perform the daily servicing of blades and counter blades.


A highly productive crane fed machine for the professional!

Wood chipper	NHS 300f	NHS 300fhyd
Max. opening diam.	30x30 cm.	30x30 cm.
Weight	1460 kg.	1485 kg.
Number of blades	2 / (4)	2 / (4)
Power requirement min./max.	125/250 HP.	200/250 HP.
Hyd. Effect L/Bar	-	250/ 300
Dimensions (L/W/H)	1850/1650/3200 mm.	1850/1650/3200 mm.
Flywheel weight	290 kg.	290 kg.
Discharge pipe	Option	Option

NHS 450F Forest Line




NHS450f - unconditional raw power on the long days.



Split blades and cuts minimise wear on blades and optimises fuel economy.



Direct tow on feedrollers ensures plenty of power. NHS AutoRelief facilitates insertion of large trunks (standard).



Choose between NHS BeltDrive (as shown) or NHS HydroDrive - both gentle on the tractor transmission when connected and operating.

STANDARD EQUIPMENT

- Hydraulic feeding system
- Internal oil supply incl. filter
- Belt transmission with hydraulic switching
- Discharge pipe, Auto-turn + up/down
- PTO shaft
- NHS InfoCon
- NHS EasyCut® blade system (4 blades)
- 2 pcs. counter blades
- NHS AutoGrip (hydraulic grip on the trunks and opening of rollers)
- NHS AntiSpin control
- Crane console
- Cutting length (chip length) fixed adjustable: 20 or 35 mm.
- PTO input: 1000 rpm.

NHS 450F SERIES

Arguably the market's toughest, tractor-fitted machine. The superior and strong feeding system is efficient for all timber materials - including with assistance from NHS AntiSpin traction control and a cutting angle of 30 °, which even reduces the system's power needs. The NHS Easy-Cut® technology also results in a lower power consumption and a market leading chip quality. The machine's flywheel is coupled hydraulically via a powerful belt transmission. This ensures a gentle switching and starting of the chipper.

Unconditional raw power on the long days!

Wood chipper	NHS 450f	NHS 450fhyd
Max. opening diam.	45x45 cm.	45x45 cm.
Weight	4200 kg.	3200 kg.
Number of blades	4	4
Power requirement min./max.	250/400	300/500
Hyd. Effect L/Bar	-	500/300
Dimensions (L/W/H)	2750/2350/3600 mm.	2750/2350/3600 mm.
Flywheel weight	1280 kg.	1280 kg.

Options

EASY LINE PTO

1. Foldable discharge pipe, which reduces the height of the machine during transport, parking and storage.
2. Speed-up gear (540 to 1000 min⁻¹). For tractors with only 540 min⁻¹, we recommend speed-up gears for a smooth ride and full utilisation of the machine.
3. Reinforced spring package - a stronger spring set is available for particularly difficult timber material.

EASY LINE M

1. Foldable discharge pipe which reduces the height of the machine during transport, parking and storage.
2. Reinforced spring package - a stronger spring set is available for particularly difficult timber material which increases the pinch pressure on the moving roller.
3. Overrun and handbrake. If the chipper should be used alone (not attached to a car or of equivalent), the overrun and especially handbrake makes using the machine more simple and safe.

STANDARD LINE

1. Discharge pipes. The Standard Line Series features a very wide range of discharge chutes - extra height, extra length and even hydraulic pivot for several models. And of course there are foldable variants available for all models.
2. NHS Info Con. Get both fully automatic rotation monitoring (anti-stress), hour meter and service planner in one comprehensive solution with NHS InfoCon.Third
3. Foldable safety table for PTO machines*. Can be folded up in order to reduce the length of the chipper during transport.
4. Micro-kit - if the chips must be even more uniform. All machines in the Standard Line Series* can be equipped with micro-kit when purchased as new.
5. Hydraulic winch. A great help for the 220- and 300-series facilitating the often hard work and also improves the working environment significantly.

6. Lighting kit for use in the evening when driving on the road.
7. Wheel kit, incl. support/nose wheel - for tractors with small or low lifting capacity.
8. Cyclone - for filling, for example in bags or the like.
9. Central lubrication system. Ensures a correct and quick lubrication of the chipper. Available in a manual or automatic version.
10. Reading the roller speed on InfoCon. A great advantage if the chip size is often adjusted/modified.
11. Bio oil. A 100% biodegradable oil that protects the environment in case of emissions.

FOREST LINE

1. Discharge pipe of all sizes: There is a myriad of sizes and types - long, short, high or low.
2. Crane consoles with the unique chain tensioner. An NHS crane console is compact, lightweight and unique with its chain tensioner function that ensures a stable wood chipper in all conditions.
3. Hydraulic drive as an alternative to mechanical PTO. The entire programme is offered for hydraulic operation.
4. Crane solutions. We offer cranes in several sizes and brands - dedicated to every need.
5. Crane control: Standard? Basis? – or Prof? We have the solution to suit every need.
6. Grippers for crane - Forest claw/grippers in different sizes for the Forest Line programme.
7. Movable bottom in the feed funnel. We offer different solutions - feed band* or **hinged bottom.
* NHS220- and 300 series / ** only the NHS450 series.
8. Camera solutions for monitoring. Complete camera monitoring of chip production - at the crane - in chip cabinet etc.
9. Other automatic monitoring capabilities. Electronic monitoring of chip box (fill-detector)
10. Foot contact. Used for various functions, but most often for opening of rollers in chipper
12. Bio oil. A 100% biodegradable oil that protects the environment in case of emissions.

	NHS150 Easy Line	NHS180 Standard Line	NHS220 Standard Line	NHS300 Standard Line	NHS220 Forest Line	NHS300c Forest Line	NHS300f Forest Line	NHS450 Forest Line
PTO machine Tractor operation	X	X	X					
Engine machine On trailer with its own engine	X	X	X					
External hydraulics Tractor hydraulic supply (P & T)		X	X	X	X	X		
Internal hydraulics The machine has its own hydraulic supply		X	X	X	X	X		
InfoCon Revolution counter, Hour counter & Service-planner		X						
Revolution counter on feed roller Read on InfoCon		X	X	X	X	X	X	
Micro-kit Equipment for uniform chip production		X	X	X	X	X	X	
Ultra Micro-kit For the production of bedding chips		X	X		X			
Foldable discharge pipe Foldable for transport or storage	X	X	X	X	X	X	X	
Elevated discharge pipe H= +500mm		X	X	X	X	X	X	
Extended discharge pipe L= +500mm		X	X	X	X	X	X	X
Auto-Turn Hydraulic pivot of discharge chute				X		X	X	
XL discharge pipe Discharge chute above/along the tractor cab						X	X	
Central lubrication - Manual Central lubrication points for hand pump		X	X	X	X	X	X	
Central lubrication - Automatic Fully automated lubrication of everything (excl. PTO)				X	X	X	X	
Side infeed & drawbar For light tipper or the like after the chipper		X	X	X	X	X		
Crane feeding Incl. brackets for crane console					X	X	X	
CityFeeder Chain floor of the feeding hopper					X	X	X	
AutoOpen Relieves springs for easy opening of the rollers				X				
AutoGrip Hydraulic clamping pressure and opening of rollers			X	X	X	X		
Wheelset excl. lamps Towing eye over PTO/Ø50 ball coupling under PTO		X	X	X				
Wheelset incl. lamps Removable lightboard with 7-pin connectors & cable		X	X	X				
Cyclone For filling of the bags		X	X	X	X	X	X	
Custom-defined colour Optional RAL color on all painted parts		X	X	X	X	X	X	X
Speed-Up gear 1:2 Gear (from 540 to 000 min-1)	X							
2 blades Number of full cuts per revolution.				X		X		
4 blades Number of full cuts per revolution.							X	
RoughCut 25mm Cutting length (blade protrusion)		X	X		X			
Adjustable cutting length Infinitely variable blade protrusion in the given range								
Fixed cutting length No setting or choice of blade protrusion								
Hydro-Drive Hydraulic drive of the chopping disc excl. Supply		X	X	X	X	X	X	X
Hydraulic forestry winch Mounted on the feeding hopper			X	X				
Bio oil All components are approved		X	X	X	X	X	X	
Camera solution 11" color screen, handles up to 4 cameras					X	X	X	X

Technical data

	Max. log diameter [mm]	Min./Max. power input [HP]	Revolutions PTO [rpm]	Revolutions, chipping disc [rpm]	Blades [pcs.]	Counterblades [pcs.]	Cuts per revolution [pcs.]	Flywheel diameter [mm /weight [kg]	Hydraulic feed rollers	Liters per minute (min./max. bar)	Blade adjustment (chip size) [mm]	NHS InfoCon	NHS SmartCon	Hour-counter/ Service-planner	Chip production per hour [m3]	Opening, Funnel (W/H) [mm]	Opening, feedrollers (H/W) [mm]	Discharge pipe	Capacity, hydraulic oil tank [liter]	Overrunning clutch	Mechanical speed-up gear	Safety clutch, PTO shaft / (*Safety bolt)	3 pt. suspension category	Length	Width	Height	Weight [kg.]	Shipping dim. in M. L/W/H	Noise (workplace measurement) [dBA]	Trailer - 80 kmh.	Motor type	Fuel	Fuel consumption [ltr./hour]	Tank capacity [ltr.]	Turntable	Brakes				
NHS 150i NHS 150sa	150	20/80	1000(540)*1 540	1000(540)*1 1000	4	1	2	Ø600/60	√*2		7/15	√		√	8	990/720	150/170	√	20	+		(*√)	1/2	2050	1170	2035	430	2,1/1,2/2,4	104											
NHS 180e NHS 180i NHS 180rc NHS180h NHS 180hyd NHS 180ev NHS 180iv	180	35/100	540/1000	540/1000	4	2	4	Ø720/130	√	15/40	7-12				15	1070/860	180/180	√	52	√		√	2	2500	1480	2700	800	2,5/1,5/2,6	104											
							2			15/40	25																810													
			1000	1000			4			15/40	7-12					1100/790			76	√		+		2000	1800	2800	970 1060	2/1,8/2,6	104											
NHS 220e NHS 220i NHS 220rc NHS 220h NHS 220hyd NHS 220ev NHS 220iv	220	54/130	540/1000	540/1000	4	2	4	Ø840/170	√	32/80	10-15				20	1290/930	220/220	√	52	√		√	2	2500	1500	2800	1015	2,5/1,5/2,6	104											
			1000				2			32/80	25																													
				1000			4			32/80	10-15					1200/900			52	√		+		2020	2300	2900	1640 1725	2,1/2,3/2,6												
NHS 300e NHS 300i NHS 300rc NHS 300h NHS 300hyd NHS 300ev NHS 300iv	300	68/130	540/1000	540/1000	4	1	4	Ø960/225	√	45/80	10-15				30	1480/1030	300/300	√	70	√		√	2	2750	1800		1100 1150	2,8/1,8/2,6	105											
							4			45/80	3-7															3200	1300													
			1000	1000			4			45/80	10-15					1170/800			45			+		2300	1900		1160 1450 1600	2,3/1,9/2,6												
NHS 220ec NHS 220ic NHS 220crc NHS 220chyd NHS 220ecv NHS 220icv	220	54/130	1000	1000	4	2	4	Ø840/170	√	32/80					30	1000/530	220/220		52	√		√	2	1750	1250	2800	900 985	1,8/1,3/2,6	85											
							2			32/80	10-15															900														
			1000				4			32/80									52			+			1800		1640 1725	1,8/1,8/2,6												
NHS 300ec NHS 300ic NHS 300ecv NHS 300icv	300	68/130	1000	1000	4	1	4	Ø960/225	√	45/80					40	1180/600	300/300		70	√		√	2	1800	1350	3200	1070 1220	1,8/1,4/2,6	86											
							4			45/80	10-15											+		2300	1900		1715 1800	2,3/1,9/2,6												
NHS 300f2 NHS 300f4 NHS 300fhyd NHS 450f NHS 450fhyd	300 450	125/250 220/400	1000	1000	4	1	2 4 2/4	Ø960/290 Ø1400/1280	√		20 10 10/20				60 100	1180/600 1180/720	300/300 450/450		90 150	√ √		√ +	2 Ball	1850 2750	1650 2350	3200 3600	1460 1485 4200 3350	1,9/1,7/2,6 2,8/2,4/2,6	88 90											
NHS150m NHS 150mB	150	24		1000	4	1	2	Ø600/60	√*2		7/15	√		√	8	890/850	150/170		20					2050	1170	2470	635 640	2,1/1,2/2,5	104	√	Kubota	Diesel	1,5	10			√			
NHS 180mw Legacy NHS 220ms	180 220	45 68		1000	4	2	4	Ø720/130 Ø840/170	√ √		7-12 10-15	√ √		√ √	15 20	1070/870 1200/900	180/180 220/220	√ √	45 88					4000 4500	1700 2100	2650 3500	1325 2180	4,0/1,7/1,8 4,5/2,1/2,6	117 103	√ √	Kubota Hatz	Diesel	< 3 5	45 35	160° 270°	√ √				

*1 NHS150 = run optimally at 1000 rpm for best productivity and finish

*2 NHS150i/sa and NHS 150m/mB = One hydraulic, one follower



NHS Maskinfabrik is a 100% family owned enterprise dating back to 1941. Since 1980, we have manufactured wood chippers for professional users, and the ongoing development has meant that we now have a complete programme with a wood chipper for every need. We are currently producing at 3 factories with a total area of more than 5500 m² and we have approx. 35 employees.

DISTRIBUTOR:



NHS Maskinfabrik A/S
Bergsøesvej 6
DK-8600 Silkeborg

Tel.: +45 8720 6500
Fax: +45 8682 0305
Mail: nhs@nhs-maskinfabrik.dk

Web: nhs-maskinfabrik.dk

NHS

Innovation through generations